
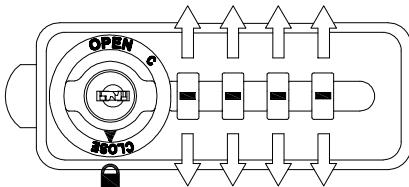
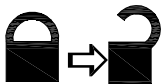


# OPERATING INSTRUCTIONS COMBINATION LOCK A152

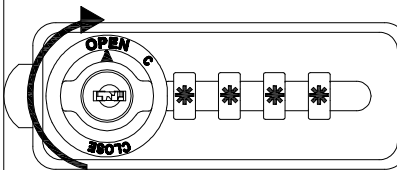


- ON DELIVERY, LOCK IS FACTORY SET TO THE DEFAULT CODE **3 3 3 3**. FOR SAFETY REASONS SET LOCK IMMEDIATELY TO YOUR OWN PERSONAL CODE (SEE POINT 2 BELOW).
- DO NOT LUBRICATE LOCK AND CODE WHEELS.
- MAKE SURE THAT CAM MOVES FREELY WHILE OPERATING THE LOCK.
- LOCK OPERABLE WITHIN A TEMPERATURE RANGE OF 0°C TO 50°C (32°F TO 120°F).
- DO NOT EXPOSE LOCK TO ENVIRONMENTAL INFLUENCES (MOISTURE, FIRE, DUST, ETC.).
- CLEAN LOCK WITH A DAMP CLOTH: DO NOT USE CHEMICAL PRODUCTS.
- DO NOT INSERT FOREIGN OBJECTS IN THE CODE WHEELS.

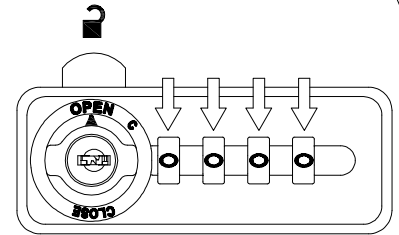
**1**



ENTER DEFAULT CODE (3 3 3 3) OR  
PERSONAL CODE(\*\*\*\*)




TO OPEN THE LOCK,  
TURN KNOB TO "OPEN".

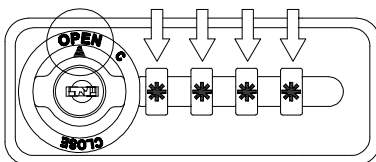


FOR SAFETY REASONS,  
CODE WHEEL TURN AUTOMATICALLY  
BACK TO "0 0 0 0"

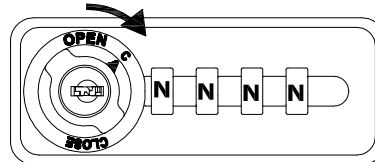
**2**



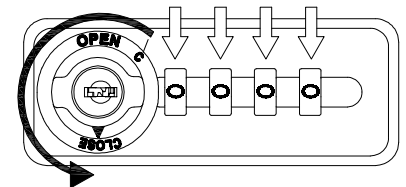
NEW CODE  
**N N N N**



IN OPEN POSITION  
ENTER PERSONAL CODE (IF SET)  
OR DEFAULT CODE



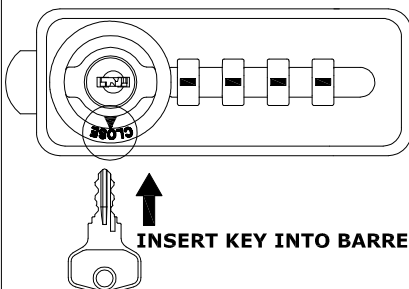
1. TURN KNOB TO "C"  
2. ENTER NEW CODE "N N N N"



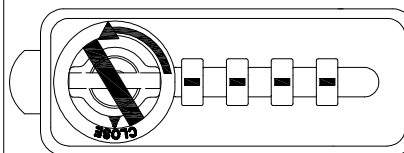
TURN KNOB BACK TO "CLOSE".  
NEW CODE IS SET!

**3**

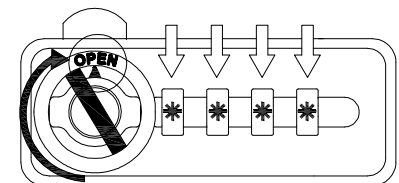
EMERGENCY  
OPENING  
/  
CODE  
FINDING



INSERT KEY INTO BARREL



TURN KEY TO THE LEFT



TURN KNOB TO THE RIGHT ON "OPEN".  
CODE IS SET AUTOMATICALLY!

**EURO-LOCKS SICHERHEITSEINRICHTUNGEN GMBH**

AM BRUCHWALD 22, D-66280 SULZBACH/NEUWEILER

TEL: +49-(0)6897-9072-0 FAX: +49-(0)6897-9072-99

WEB: WWW.EURO-LOCKS.EU MAIL: VERTRIEB@EURO-LOCKS.DE

Version  
1.1E